

# Invacare® | G50



## Enjoy the outdoor experience

The *Invacare G50* provides excellent outdoor mobility for the active user, good manoeuvrability, grip and a large range, combined with good suspension and a large choice of adjustable seat types.



**Yes, you can.®**



**Experience your environment in a new way**

The excellent driving performance of the *Invacare G50*, its unachieved small turning radius and its large range and good suspension guarantee high independence to the user.

**Increase your autonomy – conquer new spaces**

Overcome long distances without fear of slopes or obstacles – it is possible due to the combination of strong motors with the **ACS** electronics, and the large batteries. The 4-wheel-suspension and the tyres with their profil provide an excellent grip on all surfaces.

**Individual configuration**

Each of the four seating systems offers its own benefits, depending on the user's needs. He can select between easy cleaning and a water resistant seat cover, and continue with seats of high comfort and excellent posture support.

The seat angle can be adjusted to a fix value, or be varied electrically. There is a wide choice of different legrests, with fix angle or electrically elevating. Blue or silver side elements can be added to the aesthetically designed plastic shroud.

**Features and Options**



**Seat tilt**

The seat angle can either be set in steps (standard) or adjusted electrically.



**Legrests**

Choice between the *Invacare G40* legrests or the ones of the new Invacare series.



**Flex seat**

The Flex seat combines comfort with good posture support.



Features and Options



Adjustable springs in the rear and front provide excellent comfort and good shock absorption.



**Light**  
Light function according to the European street regulation assures visibility.



Invacare **G50**  
with standard seat



The entire seat can be lifted for service activities.

















The modules of the reliable **ACS** electronics are on the same place and can be easily accessed.










The seat can be lifted up for visual check of batteries and fuse.

## Technical data

							
Standard Seat	440 - 480 (430) mm	410 / 460 / 510 mm	510 mm <sup>1</sup>	480 / 540 mm <sup>1</sup>	290 - 360 mm	290-470 / 380-530 mm	1,5° - 15°*3 / 4° <sup>4</sup>
Recaro Seat	490 - 530 (360/520) mm	460 - 510 mm	510 mm <sup>1</sup>	770 - 830 mm <sup>2</sup>	290 - 380 mm	290-470 / 380-530 mm	1,5° - 15°*3 / 4° <sup>4</sup>
Kontur Seat	440 - 480 (430) mm 490 - 530 (480) mm	410 / 460 / 510 mm	510 mm <sup>1</sup>	640 mm <sup>1</sup>	250 - 340 mm / 290 - 380 mm	290-470 / 380-530 mm	1,5° - 15°*3 / 4° <sup>4</sup>
Flex Seat	440 - 390 (380) mm 440 - 480 (430) mm 490 - 530 (480) mm	380 / 430 / 480 mm	510 mm <sup>1</sup>	550 mm <sup>1</sup>	250 - 340 mm / 290 - 380 mm	290-470 / 380-530 mm	1,5° - 15°*3 / 4° <sup>4</sup>

							
Standard Seat	-10° - +30°	700 mm <sup>5</sup>	1030 mm	1240 mm	1030 mm	135 kg <sup>6</sup>	150 kg
Recaro Seat	0° - 45°	700 mm <sup>5</sup>	1320 mm	1240 mm	1030 mm	135 kg <sup>6</sup>	150 kg
Kontur Seat	-10° - +45°	700 mm <sup>5</sup>	1130 mm	1240 mm	1030 mm	135 kg <sup>6</sup>	150 kg
Flex Seat	-10° - +45°	700 mm <sup>5</sup>	1060 mm	1240 mm	1030 mm	135 kg <sup>6</sup>	150 kg

							
	60 Ah / 70 Ah / 97 Ah <sup>7</sup>	2280 mm	110 mm	18% / 10,2°	500 / 680 W	60 km <sup>8</sup>	6 / 10 km/h

**1/** without seat cushion

**2/** measured from seat upholstery, incl. headrest

**3/** electrical seat tilt (option)

**4/** manual seat tilt adjustable in 5 positions: 1° - 12°

**5/** overall width may depend on adjustment of the arm rests

**6/** min. weight varies with configuration

**7/** Capacity in C20

**8/** according to ISO 7176-4:2008, with 6 km/h driving unit and 70 Ah batteries

## Frame colours



Silver



Perl-Night Blue